

PHILIPPINE COUNCILORS LEAGUE ADVOCACY


LOCAL LEGISLATION 101

STATEMENT OF REVENUE AND EXPENSES

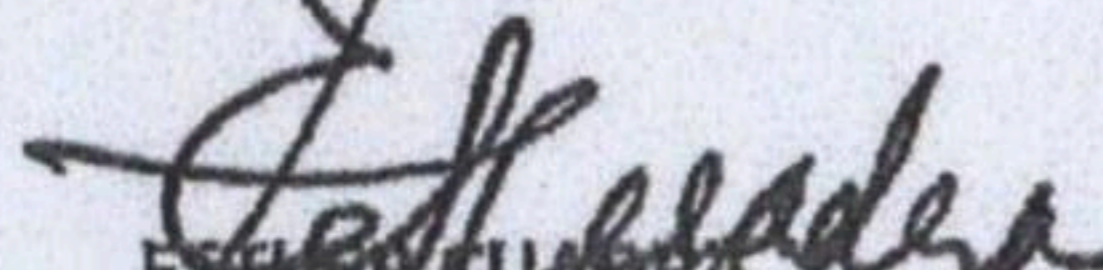
(As of February 28, 2017)

	Cluster 1 MANILA Sept.7-9 167 pax	Cluster 2 MANILA Sept.14-16 388 pax	Cluster 3 CEBU CITY Sept.21-23 693 pax	Cluster 4 DAVAO CITY Oct. 5-7 484 pax	Cluster 5 MANILA Oct.12-14 342 pax	Cluster 6 MANILA Oct. 26-28 264 pax	Cluster 7 CEBU CITY Nov.9-11 284 pax	Cluster 8 DAVAO CITY Nov.14-16 274 pax	TOTAL 2,896 pax
REVE Registration-Net (Schedule 1)	1,637,600	3,804,400	6,443,900	4,764,800	3,375,600	2,603,200	2,810,700	2,682,652	28,122,852
LESS: EXPENSES									
Hotel Accomodation/F&B	1,257,255	2,591,787	3,016,148	3,306,940	2,372,095	1,916,884	1,775,337	1,360,949	17,597,396
Kits	87,675	203,700	363,825	254,100	179,550	138,600	149,100	143,850	1,520,400
Professional Fees	115,000	165,000	245,000	475,000	300,000	370,000	255,000	295,000	2,220,000
Airfare & Travel	45,775	26,546	105,681	130,500	80,964	85,334	92,971	100,156	667,927
Secretariat/Technical Assistance	27,300	43,050	50,000	102,700	58,500	63,600	60,000	32,000	437,150
Meetings	60,000	60,000	90,000	90,000	90,000	90,000	90,000	115,000	685,000
Representation	9,935	14,512	38,225	149,433	24,875	3,473	13,600	2,478	256,531
Transportation/Gas/Parking/Fees	11,954	8,063	40,081	76,817	12,431	16,342	16,810	12,766	195,264
Printing, Reproduction & Supplies	11,646	36,777	25,476	38,036	36,166	6,120	4,194	4,964	163,379
Invitation, Communication & Postage	8,500	5,375	5,230	6,686	5,450	5,230	9,441	5,230	51,142
Electricity	1,562	1,562	1,562	1,562	1,562	1,562	1,562	1,562	12,494
Miscellaneous (Schedule 2)	125			12,785	15,045		60,000		87,955
TOTAL EXPENSES	1,636,727	3,156,373	3,981,228	4,644,559	3,176,638	2,697,145	2,528,015	2,073,955	23,894,638
NET SURPLUS (DEFICIT) AFTER EXPENSES	873	648,027	2,462,672	120,241	198,962	(93,945)	282,685	608,697	4,228,214
LESS: OTHER EXPENSES									
PRE-ACTIVITY EXPENSES (Schedule 3)	34,004	79,003	141,106	98,550	69,637	53,755	57,827	55,791	589,673
ADMINISTRATIVE EXPENSES (Schedule 5)									562,315
TOTAL (Schedule 3 & 5)	34,004	79,003	141,106	98,550	69,637	53,755	57,827	55,791	1,151,987
NET SURPLUS (DEFICIT) AFTER OTHER EXPENSE	(33,131)	569,024	2,321,566	21,691	129,326	(147,699)	224,858	552,906	3,076,227
ADD: NET OTHER INCOME (Schedule 4)	600	15,000	9,600	300		2,400		8,700	36,600
NET SURPLUS (DEFICIT)	(32,531)	584,024	2,331,166	21,991	129,326	(145,299)	224,858	561,606	3,112,827


Prepared by:


JULIUS T. FAJARILLO
 Accountant


Certified Correct:


ESTRELLA CUADRA
 PCL Advocacy, Executive Director

Recommending Approval:


COUN. ATTY. JESUS C. CRUZ
 PCL Advocacy, Treasurer

Approved by:


COUN. ROGELIO MONTESCLAROS
 PCL Advocacy, Chairman